

Laioutr

Brand Guidelines



JULY 2025

VERSION 1.0

WWW.LAIOUTR.COM

Logo

Laioutr

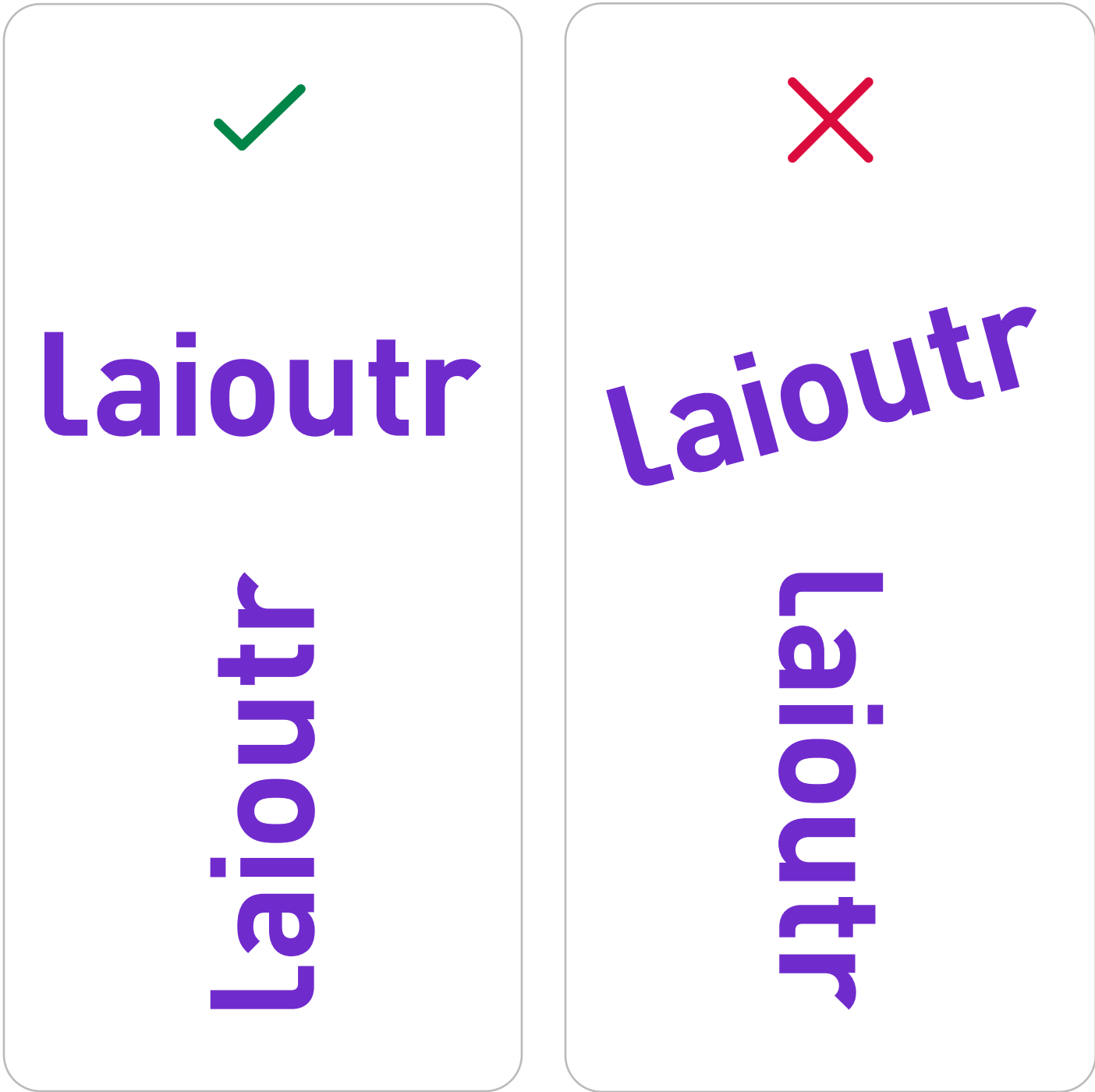
Laioutr

Laioutr

Laioutr

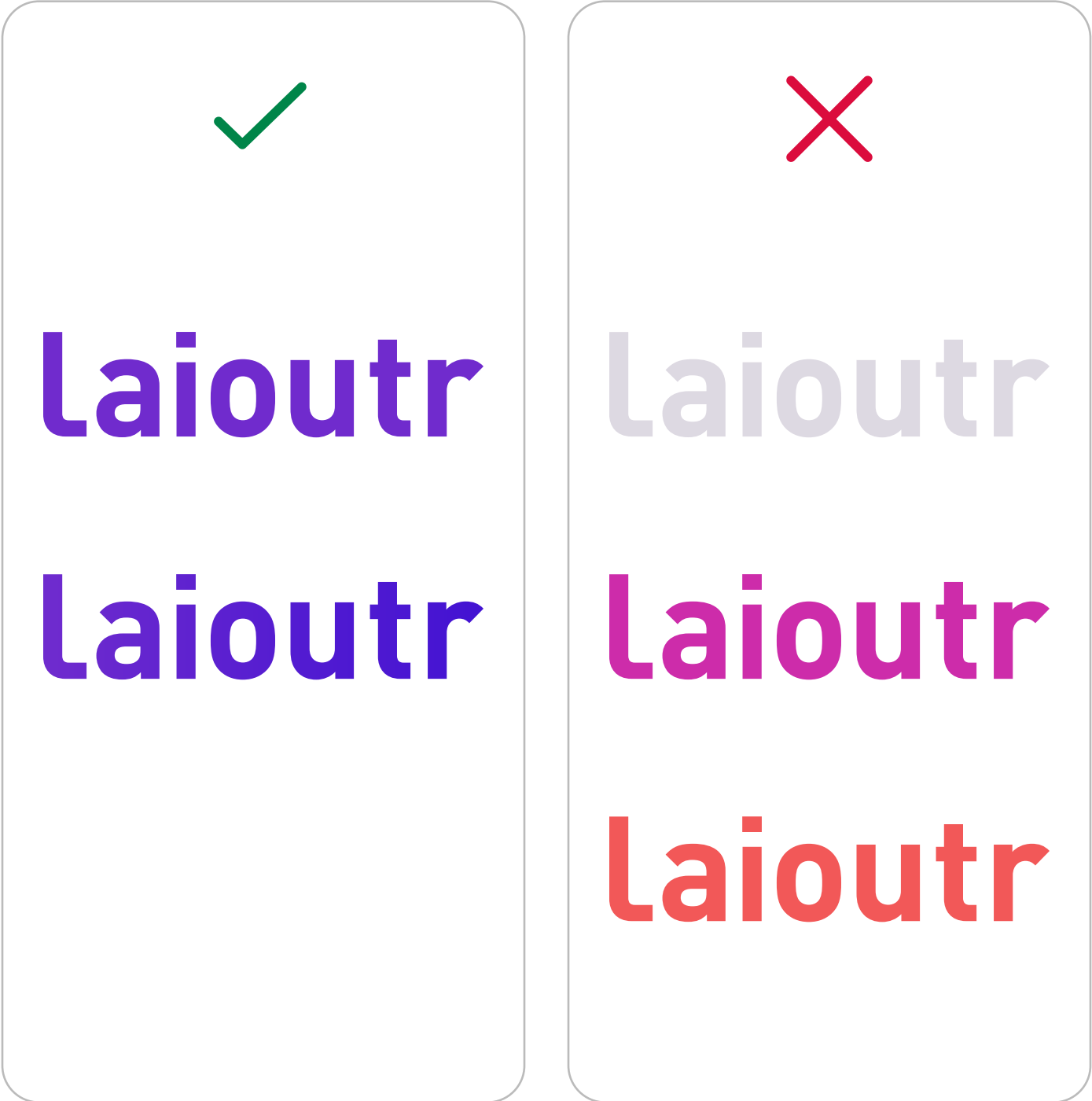
The logo should be white on darker backgrounds and purple on lighter backgrounds

Orientation



Only use original orientation or 90° rotation as shown above.

Color



You may only use the defined brand color, a gradient from primary to accent color or white.

Styling



You should not change the logo with effects and different stylings.

Color

Definition



<div>Purple</div> <div>Primary #702CCE</div>	<div>Blue</div> <div>Secondary #4313D3</div>	<div>Mint</div> <div>Bright Accent #82EBD4</div>	<div>Warm Grey</div> <div>Backgrounds #F1F0EF</div>	<div>Black</div> <div>Text #221F1E</div>
--	--	--	---	--

Shades

Laioutr Purple



Blue



Mint



Warm Grey



Plain
background

Readable text on
light background


You may use light shades to create backgrounds or lighter lines. Headlines can be colored, but should always be readable and be an exception.

Gradients



Together with this document you should have received a folder with gradients as SVG and PNG.

You can customize the gradients as you need them for your project. This means you can adjust the transparency, omit a color or move the individual positions of the gradient. However, you may not change the color values.



Typography

Lexend

Download at  Google Fonts

Heading

Lexend Medium

Subline

Lexend Regular

Body text

Lexend Regular

CAPTION

Lexend Regular


LAIOUTR STUDIO

Fron-end styling as fast as lightning

Craft seamless, high-quality storefronts with ease.

Concentrate on the essentials and leave the technology to us. This will help you make progress with your business and save time and money. Then you can focus on what really matters: your satisfied customers.

Iconography



Application



Laioutr

February Performance

Deployments

348 +118%

Average Build Time

3.2 m

Active Branches

0

